

**DKT INTERNATIONAL  
COST AND RESULTS - 2014**

COUNTRY	UNITS	SALES	CYP'S	2014 TOTAL DONOR COST	TOTAL COST/CYP
<b>BRAZIL</b>	<b>108,564,943</b>	<b>CONDOMS</b>	<b>1,129,075</b>	<b>\$0</b>	<b>\$0.00</b>
1991	365,585	F-CONDOMS			
	4,191	MVA Cannulae			
	532,389	LUBE			
<b>CHINA - SHANGHAI</b>	<b>20,689,487</b>	<b>CONDOMS</b>	<b>1,017,166</b>	<b>\$190,726</b>	<b>\$0.19</b>
1996	6,577	ECs			
	184,059	IUDs			
<b>CHINA 2 - BEIJING</b>	<b>926,664</b>	<b>CONDOMS</b>	<b>9,267</b>	<b>\$815,168</b>	<b>\$87.97</b>
2011					
<b>RD CONGO</b>	<b>19,830,472</b>	<b>CONDOMS</b>	<b>412,628</b>	<b>\$4,167,560</b>	<b>\$10.10</b>
2009	44,439	OCs			
	16,450	IMPLANT			
	19,285	INJECTABLES - (3)			
	23,604	IUDs			
	215,684	MISOPROSTOL (Tablets)			
<b>EGYPT</b>	<b>400,687</b>	<b>IUDs</b>	<b>2,426,301</b>	<b>\$570,992</b>	<b>\$0.24</b>
2004	2,420,400	CONDOMS			
	171,087	ECs			
	1,553,376	FOAMING TABS			
	6,564,660	MISOPROSTOL			
	16,856	LUBE			
<b>ETHIOPIA</b>	<b>58,023,120</b>	<b>CONDOMS</b>	<b>2,906,525</b>	<b>\$12,890,227</b>	<b>\$4.43</b>
1990	4,001,730	OCs			
	387,081	IUDs			
	7,309	MVA KITS (6)			
	264,216	MISOPROSTOL			
	31,619	F-CONDOMS			
	2,141,472	ECs			
	31,070	IMPLANT			
	3,521	IMPLANT (Jadelle)			
	2,922,537	INJECTABLES - (3)			
	2,202,244	ORS Sachets			
	311,863	MIFE/MISO			
	104,830	LUBE			
	13,252	MVA Cannulae			
<b>GHANA</b>	<b>19,093,932</b>	<b>CONDOMS</b>	<b>884,696</b>	<b>\$6,128,423</b>	<b>\$6.93</b>
2011	4,129,899	OCs			
	445,396	ECs			
	227,742	MIFE/MISO			
	4,356	IMPLANT			
	567,000	INJECTA- (3)			
	293,000	LUBE			
	6,110	IUDs			
<b>INDIA/BIHAR</b>	<b>1,290,563</b>	<b>OCs Aspara</b>	<b>1,748,786</b>	<b>\$4,275,872</b>	<b>\$2.45</b>
1996	158,352	INJECTABLE - (3)			

73,157 ECs  
 11,226 IUDs  
 13,401 IUDs - CLINICAL  
 359,890 MIFE/MISO  
 18,120 MISOPROSTOL  
 55,480 STERILIZATIONS  
 12,126 MTPs  
     510 MTPs - Medical Abortion  
     32 MVA KITS (4)  
     185 MVA KITS (8)  
 16,215,215 CONDOMS

**INDIA/MUMBAI**      **12,913,452**   **OCs**                      **4,174,144**      **\$3,475,042**      **\$0.83**

1992      50,496,173 CONDOMS  
           130,164 INJECTABLE - (3)  
           143,309 ECs  
           1,619 MVA Cannulae  
           90 MVA Aspirator  
           476 MVA (8)  
           1,073,267 MIFE/MISO  
           192,768 IUDs

**INDONESIA**          **118,056,124**   **CONDOMS**                      **7,351,171**      **\$4,798,060**      **\$0.65**

1996      26,330,400 CONDOMS (Tender)  
           31,514,523 OCs  
           10,095,319 INJECTABLE - (3)  
           5,423,179 INJECTABLE - (1)  
           122,812 IUDs  
           739,075 IUDS (Tender)  
           2,915,822 LUBE  
           8,352 F-CONDOMS  
           3,199 IMPLANT  
           8,651 ECs  
           111 MVA PLUS (8)  
           10 MVA Single (6)  
           663 MVA Cannulae  
           132,898 MISOPROSTOL

**MEXICO**              **25,880,637**   **CONDOMS**                      **583,490**      **\$638,748**      **\$1.09**

2003      330,500 CONDOMS (Tender)  
           226,044 CONDOMS (Guatemala)  
           151,350 CONDOMS (W/SILDENAFIL)  
           84,579 ECs  
           210,800 LUBE (tubes)  
           70,864 IUDs  
           396 MISOPROSTOL  
           5 MVA KITS (16)

**MOROCCO**            **9,936**   **CONDOMS**                      **35,286**      **\$11,881**      **\$0.34**

2010      7,997 IUDs

**MOZAMBIQUE**      **1,233**   **IUDs**                              **129,357**      **\$3,158,304**      **\$24.42**

2008      80,700 MISOPROSTOL  
           561 MVA  
           1,503 MIFE/MISO  
           117,024 OCs  
           6,460 INJECTABLES - (3)  
           55,012 ECs

3,428,700 CONDOMS  
9,796 IMPLANT




























MYANMAR	49,392	CONDOMS	494	\$793,857	\$1,607.26
2013					
NIGERIA	16,257,024	CONDOMS	871,927	\$5,158,989	\$5.92
2012	60,780	IUD			
	18,900	INJECT(3) (SAYANA PRESS)			
	8,000	MVA CANNULAE (8)			
	10,640	IMPLANTS (5) (Jadelle)			
PAKISTAN	18,411,303	CONDOMS	841,804	\$5,803,349	\$6.89
2012	578,033	OCs			
	125,580	ECs			
	2,065,560	MISOPROSTOL			
	539	MVA Cannulae (8)			
	9,720	INJECTABLES - (1)			
	60,302	INJECTABLES - (3)			
	1,854	IMPLANT (5)			
	752	LUBE (Gels)			
	82,700	IUDs			
PHILIPPINES	30,457,341	CONDOMS	2,690,051	\$0	\$0.00
1991	26,442,681	OCs			
	1,365,507	INJECTABLES - (3)			
	1,026,136	LUBE			
	35,304	IUDs			
THAILAND	1,006,442	CONDOMS	45,842	\$99,320	\$2.17
2009	235,820	OCs			
	4,303	IUD			
TURKEY	6,085,591	CONDOMS	182,736	\$145,597	\$0.80
2008	27,700	IUDs			
	12,299	LUBE (tubes)			
VIETNAM	9,626,984	CONDOMS	762,029	\$746,292	\$0.98
1993	4,758,125	OCs			
	13,680	ECs			
	64,548	IUDs			
	4,752	IUDS (Tender)			
	209	MVA KITS (4 Cannulae)			
	1,701	MVA Cannulae			
	2,880	MIFE/MISO			
	25,884	LUBE (tubes)			
HQ EXPENSES**				\$1,639,698	
LESS: AMOUNTS INCLUDED ABOVE				-\$3,111,965	
<b>TOTAL</b>			<b>28,202,774</b>	<b>\$52,396,140</b>	<b>\$1.86</b>

\* INCLUDES DKT CONTRIBUTIONS.

\*\* INCLUDES ALL OVERHEADS. DOES NOT INCLUDE LIBERTY PROJECT.

HQ EXPENSE AS A PERCENT OF TOTAL DONOR EXPENSE

3.04%

	TOTALS	
CONDOMS	525,907,274	
CONDOMS (Tender)	26,660,900	
F -CONDOMS	405,556	
OCs	86,026,289	
ECs	3,268,500	
INJECTABLES (1)	5,432,899	
INJECTABLES (3)	15,343,826	
IUDs	1,697,177	
IUDs (Tender)	743,827	
IMPLANTS	64,871	
IMPLANTS (5)	1,854	
IMPLANTS (Jadelle)	3,521	
IMPLANTS (Jadelle - 5)	10,640	
FOAMING TABS	1,553,376	
LUBE	5,138,768	
MIFE/MISO	1,977,145	
MISOPROSTOL	9,342,234	
MVA KITS (8)	9,311	
MVA KITS (4)	241	
MVA KITS (6)	7,319	
MVA KITS (16)	5	
MVA CANNULAE	21,987	
MVA ASPIRATOR	90	
ORS SASCHETS	2,202,244	
STERILIZATIONS	55,480	
MTPs	12,126	
MTPs - Medical Abortion	510	
	685,887,970	
	685,887,970	
	-	